
浙江省玉环县清薪办工作模式研究

6

220

70

2279

1901

329

6

2



14

2014 1 13 27

200403 20040326 808

2010

94

129687

2012

26261

16336

2010

61 63

41 96

20

16

25

2010

16

81

| | | | | | | |
|--|-----|-----|-----|-----|-----|-----|
| | | | | | | |
| | 4 0 | 3 4 | 2 9 | 2 5 | 2 2 | 1 3 |

72

21

7

2

6

92

2012

2013 05 28 28955679

2010

20118249253 1

89 6

2011

2012

056 04 01 201203 20120302 31939

475 1



2008

| | | | | | |
|------|----|------|------|----|---|
| 2013 | 20 | 41 | 1011 | | |
| | | 2014 | 1 | 20 | 1 |
| 27 | 40 | 665 | | | |



2014 1 8 100

—

42

2000

2013 8

1 5

1 8 12

1 8

120

2013 8 2014 1 5

150

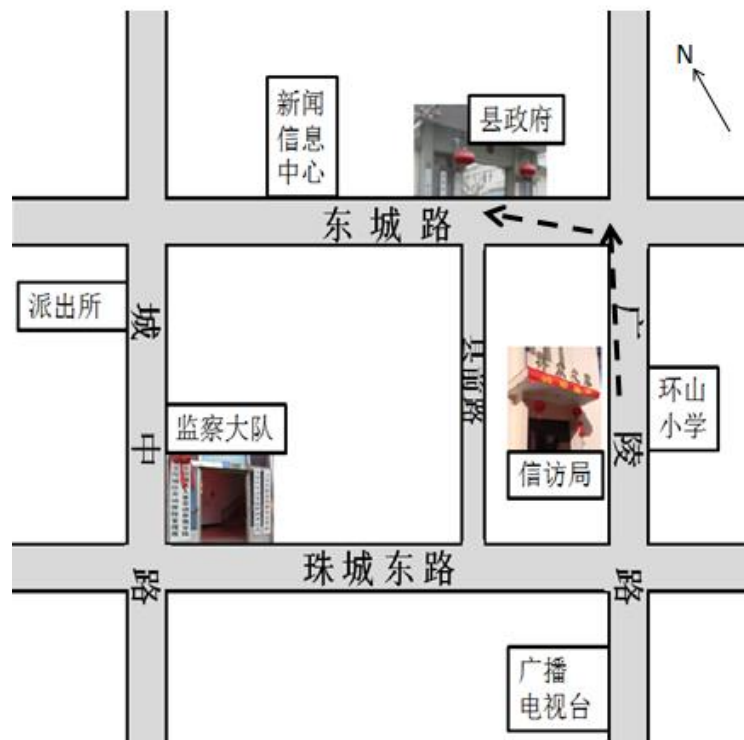
8

8

1 10

9

50

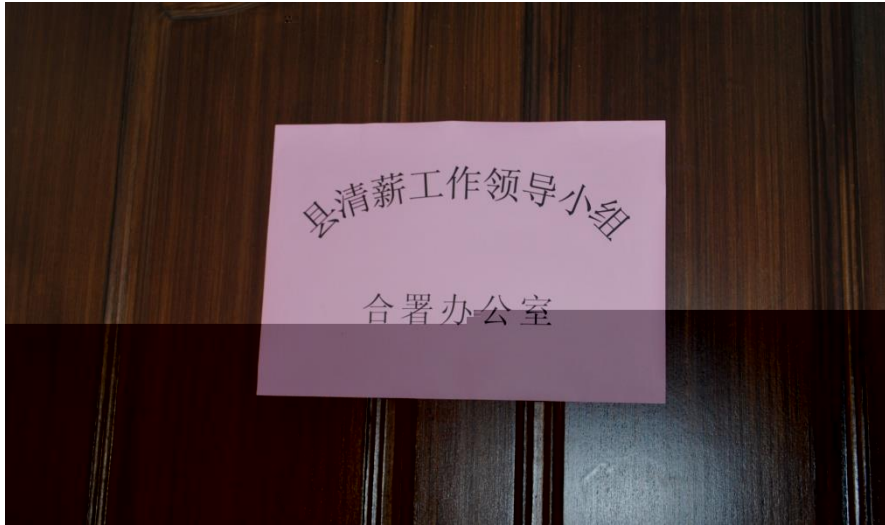




1 20 8

9

1 2



2

2

2

10

11

20

1 20

6

5

22

8

4

15

12

319

341



12

1 23

48

13

7 13

12

30 8

5

29800

83 5

150

12525

13

73690

298000

6 15

13

13

1 24

19 15

1 20

25

1 22

2 45

362375

2014 1 23

XX

50

30

22

1 24

8 10 2
2 30 2 45 2 55 5

1 26

3 11 2

1 27

案例分析

2008

2014

1

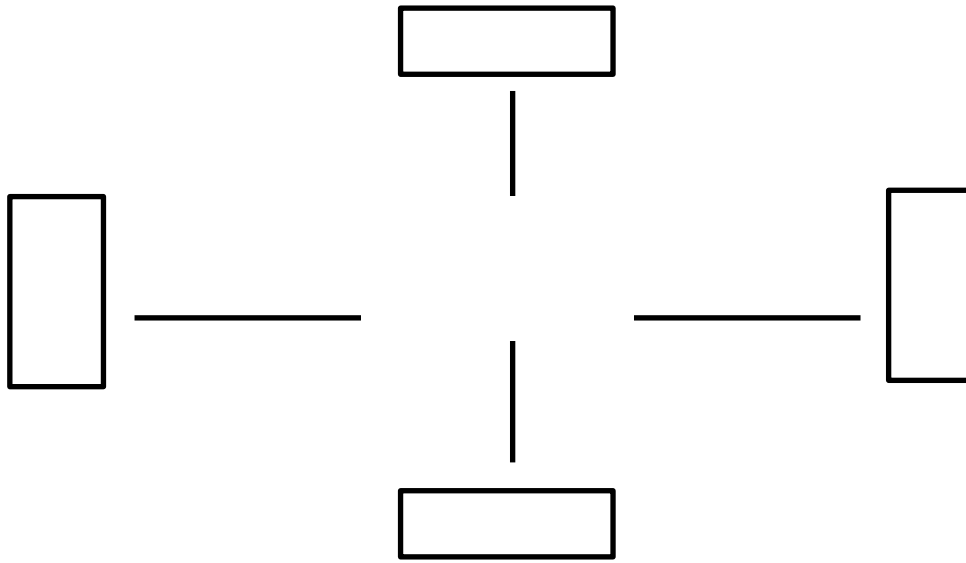
20 27

40

665

holistic government

mutually reinforcing ¹⁴



1

2012

31

88421


15

| | | | |
|----|------|------------------|-------|
| | 2010 | 61.63 | 41.96 |
| 16 | 20 | ¹⁷ 16 | |

25

2

2008
2012
2014



2013

1

20-40

54

200

2

2014

3

1

2014

1

| | | |
|--|---|---|
| | | |
| | 1 | |
| | 1 | |
| | 1 | |
| | 1 | |
| | 1 | |
| | 1 | |
| | 1 | |
| | 1 | |
| | 1 | |
| | | |
| | | |
| | 4 | |
| | 1 | 1 |

2



3

4

20

2014

1

9

2013 11

2

1 27

3

1

2

8

3

2014

,